

NCF NETWORK SERVER CABINET

Part Number: NCF



STANDARD

Comply with ANSI/EIARS-310-D, DIN41491; PART1, IEC297-2, DIN41494; PART7 and GB/T3047.2-92 standard. Compatible with 19 inch international, Metric and ETSI standard.

FEATURES

- Surface finish: degreasing, pickling, phosphoric, water cleaning, electrostatic powder coating (thickness: 80μm-100μm). Comply with ROHS.
- Detachable curved perforated front door and double swing rear door enable equipment protection, reliable operation with ventilation rate above 80% .
- Modular installation design, easy to install on field, convenient to transport in flat package, and reduce freight cost.
- The side door is fluctuation two parts, each part is equipped with lock, can open separately, and easy to operation and maintenance.
- Top and bottom wiring channel can be closed.
- Multifunctional cable management board on both sides of the rear part.
- Marks on mounting bracket make it easy to install equipment.
- Efficient and solid cabinet connection.
- With drain wire.
- Advanced lock
- Optional plinth meets the requirement of cabinet fixation, bottom wiring, bottom ventilation and rat proof.
- Can install caster and support feet at the same time. Max static loading capacity: 1500kg.
- Full range of optional accessories.

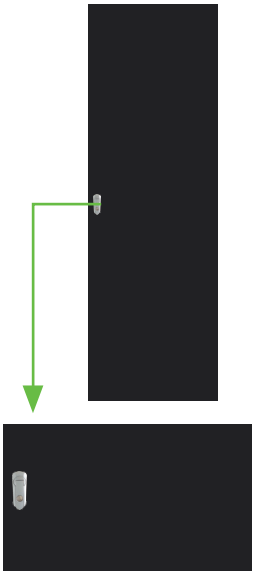


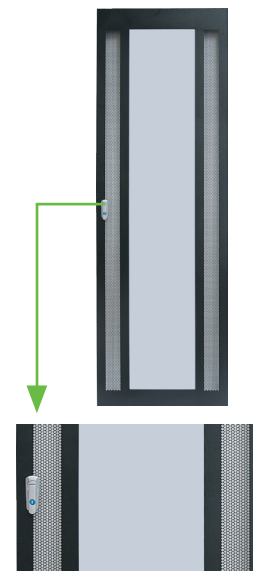
MATERIALS

Produced by cold-rolled steel. Frame thickness: 1.5mm, square strip thickness: 2.0mm, side door thickness: 1.2mm.

APPLICATION

Widely used in IT room of Finance, Securities and Data Center, and specially designed for server. Providing good performance and stable working environment for equipment in cabinet, and adopted by professional server suppliers, such as IBM, SUN, HP, COMPAQ, DELL, etc.

DOORS

A=Steel casement door	K=Curved perforation steel door	L=Double swing steel door(perforated)	N=Smoky-gray glass door with both sides punched
			

COLOR

☆ = Colors

A= Black (RAL9004)

B=Gray(RAL7044)



NCF CABINET

ORDER INFORMATION

Part No.	Capacity/U	Width/mm	Depth/mm	Height/mm		Carton measurement			Volume/CBM
						Width/M	Depth/M	Height/M	
NCF38-68-*#	38U	600	900	1855	1840	0.65	0.95	1.85	1.14
NCF38-610-*#		600	1100			0.65	1.15		1.38
NCF38-611-*#		600	1200			0.65	1.25		1.50
NCF38-612-*#		600	1300			0.65	1.35		1.62
NCF38-88-*#		800	900			0.85	0.95		1.49
NCF38-810-*#		800	1100			0.85	1.15		1.81
NCF38-811-*#		800	1200			0.85	1.25		1.97
NCF38-812-*#		800	1300			0.85	1.35		2.12
NCF42-68-*#	42U	600	900	2032	2017	0.65	0.95	2.04	1.26
NCF42-610-*#		600	1100			0.65	1.15		1.52
NCF42-611-*#		600	1200			0.65	1.25		1.66
NCF42-612-*#		600	1300			0.65	1.35		1.79
NCF42-88-*#		800	900			0.85	0.95		1.65
NCF42-810-*#		800	1100			0.85	1.15		1.99
NCF42-811-*#		800	1200			0.85	1.25		2.17
NCF42-812-*#		800	1300			0.85	1.35		2.34
NCF46-68-*#	46U	600	900	2210	2195	0.65	0.95	2.21	1.36
NCF46-610-*#		600	1100			0.65	1.15		1.65
NCF46-611-*#		600	1200			0.65	1.25		1.80
NCF46-612-*#		600	1300			0.65	1.35		1.94
NCF46-88-*#		800	900			0.85	0.95		1.78
NCF46-810-*#		800	1100			0.85	1.15		2.16
NCF46-811-*#		800	1200			0.85	1.25		2.35
NCF46-812-*#		800	1300			0.85	1.35		2.54

REMARKS

*=Front door #=Rear door

REMARKS

1pcs K front curved perforation steel door;
 1pcs L rear perforated double swing steel door;
 4pcs side doors,
 4pcs brackets,
 4pcs casters,
 40pcs screws and nuts.